

Dolis

Dolis is a display typeface named after the anagram of the word "solid" in reference to the brutal and static forms of its design. Rather modernist in its full versions, it aspires to *gothic* shapes in its more decomposed versions. Dolis has been designed with a system of 3 modules: rising bevel / flat form / descending bevel, each intersection of which is joined as a volume structure. The six proposed styles are based on the orientation of a fictional light source, contrasting the opposing modules. Each version occupies exactly the same space, only the style of *contrast* varies the value of the solids and voids between each letter, interpreting the text with a surprising vibration and spacing.

Release date	January 2020
Available Licenses	Desktop, Web
File Formats	OpenType, WOFF, WOFF2
Styles	Dark, Bright, Nadir, Zenith, West, East
OpenType Features	Standard Ligatures Fractions Superscript Numbers/Letters Subscript Numbers Ordinals Stylistic Sets (SS01)

Supported languages (Latin only)

Afrikaans, Albanian, Asu, Bemba, Bena, Chiga, Cornish, Croatian, Czech, Danish, Dutch, English, Estonian, Faroese, Filipino, French, Friulian, Galician, Ganda, German, Gusii, Hawaiian, Icelandic, Inari Sami, Indonesian, Italian, Jola-Fonyi, Kalenjin, Kinyarwanda, Latvian, Lithuanian, Lower Sorbian, Luo, Luxembourgish, Luyia, Machame, Makhuwa-Meetto, Makonde, Malagasy, Maltese, Manx, Morisyen, Northern Sami, North Ndebele, Norwegian Bokmål, Norwegian Nynorsk, Nyankole, Oromo, Polish, Portuguese, Quechua, Romanian, Romansh, Rombo, Rundi, Rwa, Samburu, Sango, Sangu, Sena, Serbian, Shambala, Shona, Slovak, Slovenian, Soga, Somali, Spanish, Swahili, Swedish, Swiss German, Taita, Teso, Upper Sorbian, Uzbek, Volapük, Vunjo, Welsh, Western Frisian, Zulu

Available exclusively from
www.lorispernoux.fr

→ Dark

Dark

→ Bright

Bright

→ Nadir

Nadir

→ Zenith

Zenith

→ West

West

→ East

East



Dark

Uppercase	A	B	C	D	E	F	G	H	I	J	K	L	M	N	O	P	Q	R	S	T	U	V	W	X	Y	Z
Lowercase	a	b	c	d	e	f	g	h	i	j	k	l	m	n	o	p	q	r	s	t	u	v	w	x	y	z
Ampersand and arobase	&	@																								
Standard ligatures	fh	fi	fj	fk	fl	ff	tt	ff	ffb	ffh	ffi	ff	ffb	ffh	ffi	WWW	www									
Numbers and currencies	0	1	2	3	4	5	6	7	8	9	€	£	*	¥	€	₤	\$	#								
White circled numbers	①	②	③	④	⑤	⑥	⑦	⑧	⑨	⑩	⑪	⑫	⑬	⑭	⑮	⑯	⑰	⑱	⑲	⑳						

Punctuation	;	“	”	„	«	»	<	>	“	”	•	*	/	\	-	-	-	-	()	{	}	[]	,	'
-------------	---	---	---	---	---	---	---	---	---	---	---	---	---	---	---	---	---	---	---	---	---	---	---	---	---	---

Symbols	^	¡	©	®	°	¶	®	SM	TM	◊	¶	§		+	#	~										
Scientific symbols	+	<	=	>		∟	±	x	÷	∂	∅	Σ	Π	Σ	-	√	∞	∫	≈	≠	≤	≥	π			
Arrows	←	↑	→	↓	↔	↕	↖	↗	↘	↙	↚	↛	↜	↝	↞											
Other symbols	♥																									

Accented uppercase	Á	Ă	Ȧ	Â	Ä	Ȧ	À	Ā	Ȧ	Ȧ	Ȧ	Ȧ	Ȧ	Ȧ	Ȧ	Ȧ	Ȧ	Ȧ	Ȧ	Ȧ	Ȧ	Ȧ	Ȧ	Ȧ	Ȧ	Ȧ
	Æ	Ĝ	Ĝ	Ĝ	Ĥ	Ȧ	Ȧ	Ȧ	Ȧ	Ȧ	Ȧ	Ȧ	Ȧ	Ȧ	Ȧ	Ȧ	Ȧ	Ȧ	Ȧ	Ȧ	Ȧ	Ȧ	Ȧ	Ȧ	Ȧ	Ȧ
	Ȧ	Ȧ	Ȧ	Ȧ	Ȧ	Ȧ	Ȧ	Ȧ	Ȧ	Ȧ	Ȧ	Ȧ	Ȧ	Ȧ	Ȧ	Ȧ	Ȧ	Ȧ	Ȧ	Ȧ	Ȧ	Ȧ	Ȧ	Ȧ	Ȧ	Ȧ

Accented lowercase	á	ă	ȧ	â	ä	ȧ	à	ā	ȧ	ȧ	ȧ	ȧ	ȧ	ȧ	ȧ	ȧ	ȧ	ȧ	ȧ	ȧ	ȧ	ȧ	ȧ	ȧ	ȧ	ȧ
	æ	ğ	ğ	ğ	ħ	ȧ	ȧ	ȧ	ȧ	ȧ	ȧ	ȧ	ȧ	ȧ	ȧ	ȧ	ȧ	ȧ	ȧ	ȧ	ȧ	ȧ	ȧ	ȧ	ȧ	ȧ
	ȧ	ȧ	ȧ	ȧ	ȧ	ȧ	ȧ	ȧ	ȧ	ȧ	ȧ	ȧ	ȧ	ȧ	ȧ	ȧ	ȧ	ȧ	ȧ	ȧ	ȧ	ȧ	ȧ	ȧ	ȧ	ȧ

Fractions	/	½	¼	¾	⅛	⅜	⅝	⅞	%	‰
Numerators	0	1	2	3	4	5	6	7	8	9
Denominator	0	1	2	3	4	5	6	7	8	9
Superscript numbers	0	1	2	3	4	5	6	7	8	9
Subscript numbers	0	1	2	3	4	5	6	7	8	9
Superscript letters	n	e	m	t	d	s	h	r		

220pt

A ttotal total

100pt

A total solar
eclipse is only

72pt

**A total solar eclipse
is only visible from a
small area on Earth.**

54pt

**A total solar
eclipse is
only visible**

40pt

**A total solar
eclipse is only
visible from a
small area on**

24pt

A total solar eclipse is only visible from a small area on Earth. The people who see the total eclipse are in the center of the moon's shadow when it hits Earth. The sky becomes very dark, as if it were night.

18pt

A total solar eclipse is only visible from a small area on Earth. The people who see the total eclipse are in the center of the moon's shadow when it hits Earth. The sky becomes very dark, as if it were night. For a total eclipse to take place, the sun, moon and Earth must be in a direct line. The second type of solar eclipse is a partial solar eclipse. This

14pt

A total solar eclipse is only visible from a small area on Earth. The people who see the total eclipse are in the center of the moon's shadow when it hits Earth. The sky becomes very dark, as if it were night. For a total eclipse to take place, the sun, moon and Earth must be in a direct line. The second type of solar eclipse is a partial solar eclipse. This happens when the sun, moon and Earth are not exactly lined up. The sun appears to have a dark shadow on only a small part of its surface. The third type is an annular (ANN you lar) solar eclipse. An annular eclipse happens when the moon is farthest from Earth. Because the

10pt

A total solar eclipse is only visible from a small area on Earth. The people who see the total eclipse are in the center of the moon's shadow when it hits Earth. The sky becomes very dark, as if it were night. For a total eclipse to take place, the sun, moon and Earth must be in a direct line. The second type of solar eclipse is a partial solar eclipse. This happens when the sun, moon and Earth are not exactly lined up. The sun appears to have a dark shadow on only a small part of its surface. The third type is an annular (ANN you lar) solar eclipse. An annular

8pt

A total solar eclipse is only visible from a small area on Earth. The people who see the total eclipse are in the center of the moon's shadow when it hits Earth. The sky becomes very dark, as if it were night. For a total eclipse to take place, the sun, moon and Earth must be in a direct line. The second type of solar eclipse is a partial solar eclipse. This happens when the sun, moon and Earth are not exactly lined up. The sun appears to have a dark shadow on only a small part of its surface. The third type is an annular (ANN you lar) solar eclipse. An annular eclipse happens when the moon is farthest from Earth. Because the moon is farther away from Earth, it seems smaller. It does not block the entire view of the sun. The moon in front of the sun looks like a dark disk on top of a larger sun-colored disk. This creates what looks like a ring around the moon. During a solar eclipse,

Bright



Fractions	/	½	¼	¾	⅛	⅜	⅝	⅞	¼	⅓
Numerators	0	1	2	3	4	5	6	7	8	9
Denominator	0	1	2	3	4	5	6	7	8	9
Superscript numbers	0	1	2	3	4	5	6	7	8	9
Subscript numbers	0	1	2	3	4	5	6	7	8	9
Superscript letters	n	e	m	t	d	s	h	r		

220pt

A t t o t d l

100pt

A t t o t a l s o l a r
e c l i p s e i s o n l y

72pt

A total solar eclipse
is only visible from a
small area on Earth.

54pt

A total solar
eclipse is
only visible

40pt

A total solar
eclipse is only
visible from a
small area on

24pt

A total solar eclipse is only visible from a small area on Earth. The people who see the total eclipse are in the center of the moon's shadow when it hits Earth. The sky becomes very dark, as if it were night.

18pt

A total solar eclipse is only visible from a small area on Earth. The people who see the total eclipse are in the center of the moon's shadow when it hits Earth. The sky becomes very dark, as if it were night. For a total eclipse to take place, the sun, moon and Earth must be in a direct line. The second type of solar eclipse is a partial solar eclipse. This

14pt


A total solar eclipse is only visible from a small area on Earth. The people who see the total eclipse are in the center of the moon's shadow when it hits Earth. The sky becomes very dark, as if it were night. For a total eclipse to take place, the sun, moon and Earth must be in a direct line. The second type of solar eclipse is a partial solar eclipse. This happens when the sun, moon and Earth are not exactly lined up. The sun appears to have a dark shadow on only a small part of its surface. The third type is an annular (ANN you lar) solar eclipse. An annular eclipse happens when the moon is farthest from Earth. Because the

10pt

A total solar eclipse is only visible from a small area on Earth. The people who see the total eclipse are in the center of the moon's shadow when it hits Earth. The sky becomes very dark, as if it were night. For a total eclipse to take place, the sun, moon and Earth must be in a direct line. The second type of solar eclipse is a partial solar eclipse. This happens when the sun, moon and Earth are not exactly lined up. The sun appears to have a dark shadow on only a small part of its surface. The third type is an annular (ANN you lar) solar eclipse. An annular

8pt

A total solar eclipse is only visible from a small area on Earth. The people who see the total eclipse are in the center of the moon's shadow when it hits Earth. The sky becomes very dark, as if it were night. For a total eclipse to take place, the sun, moon and Earth must be in a direct line. The second type of solar eclipse is a partial solar eclipse. This happens when the sun, moon and Earth are not exactly lined up. The sun appears to have a dark shadow on only a small part of its surface. The third type is an annular (ANN you lar) solar eclipse. An annular eclipse happens when the moon is farthest from Earth. Because the moon is farther away from Earth, it seems smaller. It does not block the entire view of the sun. The moon in front of the sun looks like a dark disk on top of a larger sun-colored disk. This creates what looks like a ring around the moon. During a solar eclipse,



Uppercase	À	Á	Â	Ã	Ä	Å	Æ	Ç	È	É	Ê	Ë	Ï	Ì	Í	Î	Ï	Ð	Ñ	Ò	Ó	Ô	Õ	Ö	×	Ý	Þ	ß	
Lowercase	à	á	â	ã	ä	å	æ	ç	è	é	ê	ë	ï	ì	í	î	ï	ð	ñ	ò	ó	ô	õ	ö	×	ý	þ	ß	
Ampersand and arobase	&	®	@																										
Standard ligatures	fh	fi	fl	fl	fl	fl	fl	fl	fl	fl	fl	fl	fl	fl	fl	fl	fl	fl	fl	fl	fl	fl	fl	fl	fl	fl	fl	fl	
Numbers and currencies	0	1	2	3	4	5	6	7	8	9	€	¥	£	₹	₪	₱	₺	€	₯	₰	₱	₲	₳	₴	₵	₶	₷	₸	
White circled numbers	①	②	③	④	⑤	⑥	⑦	⑧	⑨	⑩	⑪	⑫	⑬	⑭	⑮	⑯	⑰	⑱	⑲	⑳									

Punctuation	,	;	:	;	...	!	?	!	!	!	*	/	\	-	-	-	-	{	}	{	}	[]	,	'			
Alternate punctuation	•	•	•	•	•																							

Symbols	^		©	®	°	₣	Ⓜ	™	◇	¶	§		+	≠	~													
Scientific symbols	+	<	=	>		∟	±	×	÷	∞	∅	∧	∏	Σ	—	√	∞	∫	∫	≠	≤	≥	∏					
Arrows	←	↑	→	↓	↔	↕	↖	↗	↘	↙	↔	↔	↔	↔	↔													
Other symbols	∇																											

Accented uppercase	Á	Ä	Å	À	Ä	Å	À	Ä	Å	À	Ä	Å	À	Ä	Å	À	Ä	Å	À	Ä	Å	À	Ä	Å	À	Ä	Å	À	Ä	Å
Accented lowercase	á	ä	å	à	ä	å	à	ä	å	à	ä	å	à	ä	å	à	ä	å	à	ä	å	à	ä	å	à	ä	å	à	ä	å

Accented lowercase	á	ä	å	à	ä	å	à	ä	å	à	ä	å	à	ä	å	à	ä	å	à	ä	å	à	ä	å	à	ä	å	à	ä	å
Accented lowercase	á	ä	å	à	ä	å	à	ä	å	à	ä	å	à	ä	å	à	ä	å	à	ä	å	à	ä	å	à	ä	å	à	ä	å

Fractions	/	½	¼	¾	⅛	⅜	⅝	⅞	‰	‱
Numerators	0	1	2	3	4	5	6	7	8	9
Denominator	0	1	2	3	4	5	6	7	8	9
Superscript numbers	0	1	2	3	4	5	6	7	8	9
Subscript numbers	0	1	2	3	4	5	6	7	8	9
Superscript letters	n	e	m	t	d	s	h	r		

220pt

A ' e o ' e d |

100pt

A ' e o ' e d | p o l d r
o _ c | i p o _ i p o n l y

72pt

A total polar eclipse is only visible from a small area on Earth.

54pt

A total polar
eclipse is
only visible

40pt

A total polar
eclipse is only
visible from a
small area on

24pt

A total solar eclipse is only visible from a small area on Earth. The people who see the total eclipse are in the center of the moon's shadow when it hits Earth. The sky becomes very dark, as if it were night. For a total eclipse to take place, the sun, moon and Earth must be in a direct line. The second type of solar eclipse is a partial solar eclipse. This happens when the sun, moon and Earth are not exactly lined up. The sun appears to have a dark shadow on only a small part of its surface. The third type is an annular (ANN you lee) solar eclipse. An annular eclipse happens when the moon is farther from Earth. Because the

18pt

A total solar eclipse is only visible from a small area on Earth. The people who see the total eclipse are in the center of the moon's shadow when it hits Earth. The sky becomes very dark, as if it were night. For a total eclipse to take place, the sun, moon and Earth must be in a direct line. The second type of solar eclipse is a partial solar eclipse. This happens when the sun, moon and Earth are not exactly lined up. The sun appears to have a dark shadow on only a small part of its surface. The third type is an annular (ANN you lee) solar eclipse. An annular

14pt

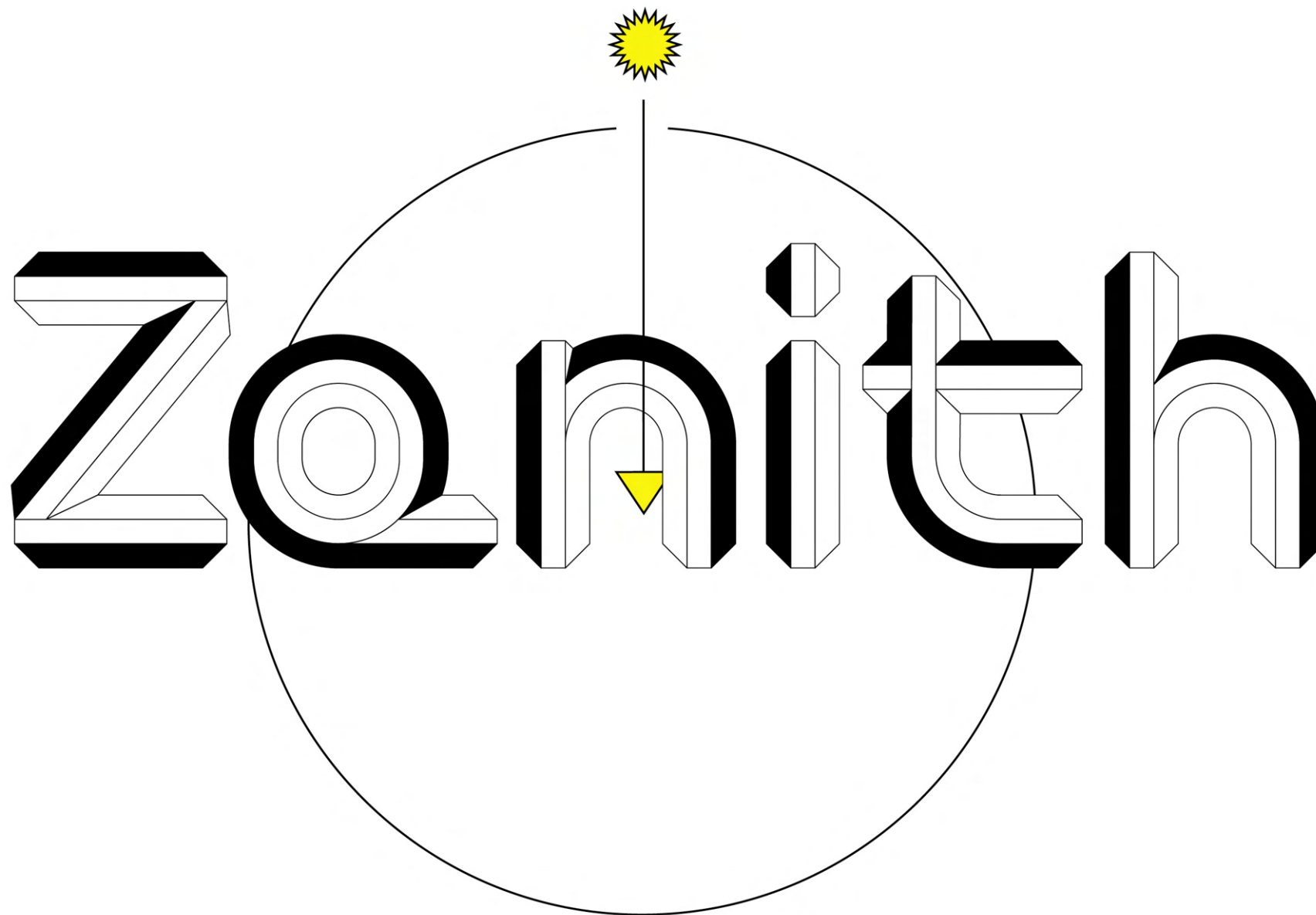
A total solar eclipse is only visible from a small area on Earth. The people who see the total eclipse are in the center of the moon's shadow when it hits Earth. The sky becomes very dark, as if it were night. For a total eclipse to take place, the sun, moon and Earth must be in a direct line. The second type of solar eclipse is a partial solar eclipse. This happens when the sun, moon and Earth are not exactly lined up. The sun appears to have a dark shadow on only a small part of its surface. The third type is an annular (ANN you lee) solar eclipse. An annular eclipse happens when the moon is farther from Earth. Because the

10pt

A total solar eclipse is only visible from a small area on Earth. The people who see the total eclipse are in the center of the moon's shadow when it hits Earth. The sky becomes very dark, as if it were night. For a total eclipse to take place, the sun, moon and Earth must be in a direct line. The second type of solar eclipse is a partial solar eclipse. This happens when the sun, moon and Earth are not exactly lined up. The sun appears to have a dark shadow on only a small part of its surface. The third type is an annular (ANN you lee) solar eclipse. An annular

8pt

A total solar eclipse is only visible from a small area on Earth. The people who see the total eclipse are in the center of the moon's shadow when it hits Earth. The sky becomes very dark, as if it were night. For a total eclipse to take place, the sun, moon and Earth must be in a direct line. The second type of solar eclipse is a partial solar eclipse. This happens when the sun, moon and Earth are not exactly lined up. The sun appears to have a dark shadow on only a small part of its surface. The third type is an annular (ANN you lee) solar eclipse. An annular eclipse happens when the moon is farther away from Earth, it seems smaller. It does not block the entire view of the sun. The moon in front of the sun looks like a dark disk on top of a larger sun-colored disk. This creates what looks like a ring around the moon. During a solar eclipse,



● Zenith

Character Set

Fractions	/	½	¼	¾	⅛	⅜	⅝	⅞	‰	‱
Numerators	0	1	2	3	4	5	6	7	8	9
Denominator	0	1	2	3	4	5	6	7	8	9
Superscript numbers	0	1	2	3	4	5	6	7	8	9
Subscript numbers	0	1	2	3	4	5	6	7	8	9
Superscript letters	n	e	m	t	d	s	h	r		

220pt

A t t o t t a l

100pt

A t t o t t a l s o l a r
e c l i p s e i s o n l y

72pt

A total solar eclipse
is only visible from a
small area on Earth.

54pt

A total solar
eclipse is
only visible

40pt

A total solar
eclipse is only
visible from a
small area on

24pt

A total solar eclipse is only visible from a small area on Earth. The people who see the total eclipse are in the center of the moon's shadow when it hits Earth. The sky becomes very dark, as if it were night.

18pt

A total solar eclipse is only visible from a small area on Earth. The people who see the total eclipse are in the center of the moon's shadow when it hits Earth. The sky becomes very dark, as if it were night. For a total eclipse to take place, the sun, moon and Earth must be in a direct line. The second type of solar eclipse is a partial solar eclipse. This

14pt

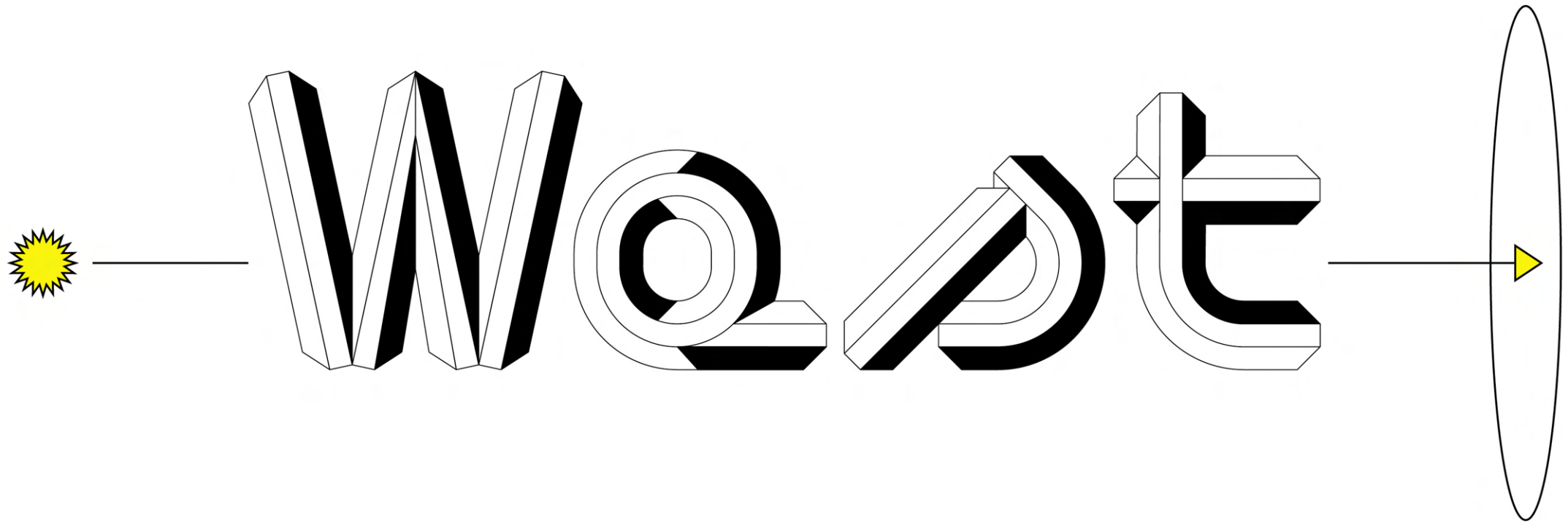
A total solar eclipse is only visible from a small area on Earth. The people who see the total eclipse are in the center of the moon's shadow when it hits Earth. The sky becomes very dark, as if it were night. For a total eclipse to take place, the sun, moon and Earth must be in a direct line. The second type of solar eclipse is a partial solar eclipse. This happens when the sun, moon and Earth are not exactly lined up. The sun appears to have a dark shadow on only a small part of its surface. The third type is an annular (ANNI you lar) solar eclipse. An annular eclipse happens when the moon is farthest from Earth. Because the

10pt

A total solar eclipse is only visible from a small area on Earth. The people who see the total eclipse are in the center of the moon's shadow when it hits Earth. The sky becomes very dark, as if it were night. For a total eclipse to take place, the sun, moon and Earth must be in a direct line. The second type of solar eclipse is a partial solar eclipse. This happens when the sun, moon and Earth are not exactly lined up. The sun appears to have a dark shadow on only a small part of its surface. The third type is an annular (ANNI you lar) solar eclipse. An annular

8pt

A total solar eclipse is only visible from a small area on Earth. The people who see the total eclipse are in the center of the moon's shadow when it hits Earth. The sky becomes very dark, as if it were night. For a total eclipse to take place, the sun, moon and Earth must be in a direct line. The second type of solar eclipse is a partial solar eclipse. This happens when the sun, moon and Earth are not exactly lined up. The sun appears to have a dark shadow on only a small part of its surface. The third type is an annular (ANNI you lar) solar eclipse. An annular eclipse happens when the moon is farthest from Earth. Because the moon is farther away from Earth, it seems smaller. It does not block the entire view of the sun. The moon in front of the sun looks like a dark disk on top of a larger sun-colored disk. This creates what looks like a ring around the moon. During a solar eclipse,



Uppercase	A	B	C	D	E	F	G	H	I	J	K	L	M	N	O	P	Q	R	S	T	U	V	W	X	Y	Z
Lowercase	a	b	c	d	e	f	g	h	i	j	k	l	m	n	o	p	q	r	s	t	u	v	w	x	y	z
Ampersand and arobase	&	®	@																							
Standard ligatures	fh	fi	fl	fl<	fl	ff	ff	ffb	ffh	ffi	ffl	ff	ffb	ffh	ffi	ffl	www	www								
Numbers and currencies	0	1	2	3	4	5	6	7	8	9	€	¥	€	¢	\$	£										
White circled numbers	①	②	③	④	⑤	⑥	⑦	⑧	⑨	⑩	⑪	⑫	⑬	⑭	⑮	⑯	⑰	⑱	⑲	⑳						

Punctuation	,	,	:	:	...	!	;	?	;	,	•	*	/	\	-	-	-	-	()	{	}	[]	,	'
Alternate punctuation	•	•	•	•	•																					

Symbols	^		©	®	°	¶	®	SM	TM	◊	¶	§		+	≠	∞	∞	∞	∞	∞	∞	∞	∞	∞	∞	∞
Scientific symbols	+	<	=	>		±	×	÷	∅	∅	∅	∅	∅	∅	∅	∅	∅	∅	∅	∅	∅	∅	∅	∅	∅	∅
Arrows	←	↑	→	↓	↔	↕	↖	↗	↘	↙	↚	↛	↜	↝	↞	↠	↡	↢	↣	↤	↥	↦	↧	↨	↩	↪
Other symbols	♥																									

Accented uppercase	Á	Ä	Å	Â	Ä	À	À	Ä	Ä	Ä	Æ	Ó	Ö	Ö	Ö	Đ	É	Ë	Ê	Ë	Ë	Ë	Ë	Ë	Ë	Ë
	É	Ö	Ö	Ö	Ö	Ø	Ø	œ	ø	ø	ø	Š	Š	Š	Š	Š	Š	Š	Š	Š	Š	Š	Š	Š	Š	Š
	Ö	Ö	Ö	Ö	Ö	Ö	Ö	Ö	Ö	Ö	Ö	Ö	Ö	Ö	Ö	Ö	Ö	Ö	Ö	Ö	Ö	Ö	Ö	Ö	Ö	Ö

Accented lowercase	á	ä	å	â	ä	à	à	ä	ä	ä	æ	ó	ö	ö	ö	đ	é	ë	ê	ë	ë	ë	ë	ë	ë	ë
	é	ö	ö	ö	ö	ø	ø	œ	ø	ø	ø	š	š	š	š	š	š	š	š	š	š	š	š	š	š	š
	ö	ö	ö	ö	ö	ö	ö	ö	ö	ö	ö	ö	ö	ö	ö	ö	ö	ö	ö	ö	ö	ö	ö	ö	ö	ö

● West

Character Set

Fractions	/	½	¼	¾	⅛	⅜	⅝	⅞	‰	‱
Numerators	0	1	2	3	4	5	6	7	8	9
Denominator	0	1	2	3	4	5	6	7	8	9
Superscript numbers	0	1	2	3	4	5	6	7	8	9
Subscript numbers	0	1	2	3	4	5	6	7	8	9
Superscript letters	n	e	m	t	d	s	h	r		

220pt

A t e a l d o l a r

100pt

A t e a l d o l a r
e l i p s e i s o n l y

72pt

A total solar eclipse
is only visible from a
small area on Earth.

54pt

A total solar
eclipse is
only visible

40pt

A total solar
eclipse is only
visible from a
small area on

24pt

A total solar eclipse is only visible from a small area on Earth. The people who see the total eclipse are in the center of the moon's shadow when it hits Earth. The sky becomes very dark, as if it were night.

18pt

A total solar eclipse is only visible from a small area on Earth. The people who see the total eclipse are in the center of the moon's shadow when it hits Earth. The sky becomes very dark, as if it were night. For a total eclipse to take place, the sun, moon and Earth must be in a direct line. The second type of solar eclipse is a partial solar eclipse. This happens when the sun, moon and Earth are not exactly lined up. The sun appears to have a dark shadow on only a small part of its surface. The third type is an annular (ANN you lee) solar eclipse. An annular

14pt


A total solar eclipse is only visible from a small area on Earth. The people who see the total eclipse are in the center of the moon's shadow when it hits Earth. The sky becomes very dark, as if it were night. For a total eclipse to take place, the sun, moon and Earth must be in a direct line. The second type of solar eclipse is a partial solar eclipse. This happens when the sun, moon and Earth are not exactly lined up. The sun appears to have a dark shadow on only a small part of its surface. The third type is an annular (ANN you lee) solar eclipse. An annular eclipse happens when the moon is farther from Earth. Because the

10pt

A total solar eclipse is only visible from a small area on Earth. The people who see the total eclipse are in the center of the moon's shadow when it hits Earth. The sky becomes very dark, as if it were night. For a total eclipse to take place, the sun, moon and Earth must be in a direct line. The second type of solar eclipse is a partial solar eclipse. This happens when the sun, moon and Earth are not exactly lined up. The sun appears to have a dark shadow on only a small part of its surface. The third type is an annular (ANN you lee) solar eclipse. An annular

8pt

A total solar eclipse is only visible from a small area on Earth. The people who see the total eclipse are in the center of the moon's shadow when it hits Earth. The sky becomes very dark, as if it were night. For a total eclipse to take place, the sun, moon and Earth must be in a direct line. The second type of solar eclipse is a partial solar eclipse. This happens when the sun, moon and Earth are not exactly lined up. The sun appears to have a dark shadow on only a small part of its surface. The third type is an annular (ANN you lee) solar eclipse. An annular eclipse happens when the moon is farther from Earth. Because the moon is farther away from Earth, it seems smaller. It does not block the entire view of the sun. The moon in front of the sun looks like a dark disk on top of a larger sun-colored disk. This creates what looks like a ring around the moon. During a solar eclipse,



Uppercase	A	B	C	D	E	F	G	H	I	J	K	L	M	N	O	P	Q	R	S	T	U	V	W	X	Y	Z
Lowercase	a	b	c	d	e	f	g	h	i	j	k	l	m	n	o	p	q	r	s	t	u	v	w	x	y	z
Ampersand and arobase	&	@																								
Standard ligatures	fl	fi	fi	fk	fl	ss	tt	ff	ffb	ffh	ffi	ffi	ffi	ffb	ffh	ffi	ffi	W	W	W	W	W	W	W	W	W
Numbers and currencies	0	1	2	3	4	5	6	7	8	9	¢	£	¥	€	₣	\$	≠									
White circled numbers	①	②	③	④	⑤	⑥	⑦	⑧	⑨	⑩	⑪	⑫	⑬	⑭	⑮	⑯	⑰	⑱	⑲	⑳						

Punctuation	,	,	:	:	...	!	:	?	¿	:	•	*	/	\	-	-	-	-	()	{	}	[]	,	'
Alternate punctuation	·	•	;	;	...																					

Symbols	^		©	®	°	₣	®	SM	TM	◇	¶	§		+	≠	≈	∞	∞	∞	∞	∞	∞	∞	∞	∞	∞
Scientific symbols	+	<	=	>		±	×	÷	∂	∅	^	π	Σ	-	√	∞	∞	∞	∞	∞	∞	∞	∞	∞	∞	∞
Arrows	←	↑	→	↓	↔	↕	↖	↗	↘	↙	↠	↡	↢	↣	↤											
Other symbols	♥																									

Accented uppercase	Á	Ă	Ȧ	Â	Ä	Ȧ	À	Ā	Ȧ	Å	Ã	Æ	Ć	Č	Ç	Ć	Đ	É	Ě	Ê	Ë	É	Ê	È	Ë	Ë
	Ě	Ě	Ě	Ě	Ě	Ě	Ě	Ě	Ě	Ě	Ě	Ě	Ě	Ě	Ě	Ě	Ě	Ě	Ě	Ě	Ě	Ě	Ě	Ě	Ě	Ě
	Ö	Ö	Ö	Ö	Ö	Ö	Ö	Ö	Ö	Ö	Ö	Ö	Ö	Ö	Ö	Ö	Ö	Ö	Ö	Ö	Ö	Ö	Ö	Ö	Ö	Ö
	Û	Û	Û	Û	Û	Û	Û	Û	Û	Û	Û	Û	Û	Û	Û	Û	Û	Û	Û	Û	Û	Û	Û	Û	Û	Û

Accented lowercase	á	ă	ȧ	â	ä	ȧ	à	ā	ȧ	å	ã	æ	ć	č	ç	ć	đ	é	ě	ê	ë	é	ê	è	ë	è
	ě	ě	ě	ě	ě	ě	ě	ě	ě	ě	ě	ě	ě	ě	ě	ě	ě	ě	ě	ě	ě	ě	ě	ě	ě	ě
	ö	ö	ö	ö	ö	ö	ö	ö	ö	ö	ö	ö	ö	ö	ö	ö	ö	ö	ö	ö	ö	ö	ö	ö	ö	ö
	û	û	û	û	û	û	û	û	û	û	û	û	û	û	û	û	û	û	û	û	û	û	û	û	û	û

● East

Character Set

Fractions	/	½	¼	¾	⅛	⅜	⅝	⅞	ⅱⁱ	ⅱⁱⁱ
Numerators	0	1	2	3	4	5	6	7	8	9
Denominator	0	1	2	3	4	5	6	7	8	9
Superscript numbers	0	1	2	3	4	5	6	7	8	9
Subscript numbers	0	1	2	3	4	5	6	7	8	9
Superscript letters	n	e	m	t	d	s	h	r		

72pt

A total solar eclipse
is only visible from a
small area on Earth.

54pt

A total solar
eclipse is
only visible

40pt

A total solar
eclipse is only
visible from a
small area on

24pt

A total solar eclipse is only visible from a small area on Earth. The people who see the total eclipse are in the center of the moon's shadow when it hits Earth. The sky becomes very dark, as if it were night.

18pt

A total solar eclipse is only visible from a small area on Earth. The people who see the total eclipse are in the center of the moon's shadow when it hits Earth. The sky becomes very dark, as if it were night. For a total eclipse to take place, the sun, moon and Earth must be in a direct line. The second type of solar eclipse is a partial solar eclipse. This

14pt

A total solar eclipse is only visible from a small area on Earth. The people who see the total eclipse are in the center of the moon's shadow when it hits Earth. The sky becomes very dark, as if it were night. For a total eclipse to take place, the sun, moon and Earth must be in a direct line. The second type of solar eclipse is a partial solar eclipse. This happens when the sun, moon and Earth are not exactly lined up. The sun appears to have a dark shadow on only a small part of its surface. The third type is an annular (ANN you lee) solar eclipse. An annular eclipse happens when the moon is farthest from Earth. Because the

10pt

A total solar eclipse is only visible from a small area on Earth. The people who see the total eclipse are in the center of the moon's shadow when it hits Earth. The sky becomes very dark, as if it were night. For a total eclipse to take place, the sun, moon and Earth must be in a direct line. The second type of solar eclipse is a partial solar eclipse. This happens when the sun, moon and Earth are not exactly lined up. The sun appears to have a dark shadow on only a small part of its surface. The third type is an annular (ANN you lee) solar eclipse. An annular

8pt

A total solar eclipse is only visible from a small area on Earth. The people who see the total eclipse are in the center of the moon's shadow when it hits Earth. The sky becomes very dark, as if it were night. For a total eclipse to take place, the sun, moon and Earth must be in a direct line. The second type of solar eclipse is a partial solar eclipse. This happens when the sun, moon and Earth are not exactly lined up. The sun appears to have a dark shadow on only a small part of its surface. The third type is an annular (ANN you lee) solar eclipse. An annular eclipse happens when the moon is farthest from Earth. Because the moon is farther away from Earth, it seems smaller. It does not block the entire view of the sun. The moon in front of the sun looks like a dark disk on top of a larger sun-colored disk. This creates what looks like a ring around the moon. During a solar eclipse,

